






## Labelling Tubes with Bar Codes

- Always place label with barcode uppermost.
- Top of barcode label must be placed to the top of tube as shown below. It must not hangover the end of tube
- Make sure the correct coloured label is placed on correct colour tube

		Correct
		Correct
		Correct
		Swab labelling Correct
		MRSA Labelling Correct

Eastern Pathology Alliance	Title: Guide to labelling samples	Page 1 of 2
Dept/Site : General	Doc Ref: EPA-GP-012	Author: Myra Del Rosario
Revision: 1	Issued: 22/03/17	Authorised by: David Stokely
		Review interval: 2 years



		Bar code on correct but incorrect colour label. Purple required
		Bar code on correct but incorrect colour label. Grey required
		Correct coloured label but barcode on upside down.
		Barcode label wrapped around tube.
		Barcode placed at angle.