












SAMPLE SORTING AND STORAGE WITHIN SURGERY PRIOR TO COLLECTION

Box Colour	Sample Tube Colour	Tests	Storage
 <p>ZG2 406 x 305 x 75mm</p> <p>Blood Sciences</p>  <p>ZG2 White 355 x 250 x 75mm</p> <p>INR Samples Only in White Bag</p> 	 <p>Blood Tubes</p>  <p>FIT Tube</p>  <p>Calprotectin Tube</p>  <p>Urine Tube</p>  <p>Indexor Rack/s</p>	<p>All samples for Clinical Biochemistry, Haematology, Immunology and Coagulation</p> <p>Indexor Rack</p> <p>Including Urines for Albumin/Creatinine ratio plus Protein/Creatinine ratio.</p> <p>FIT Faecal Samples Calprotectin Faecal Samples</p> <p>Blood Groups</p> <p>Also ALL Antenatal Clinic Samples</p> <p>Pregnancy Tests.</p>	<p>Storage of samples taken on same day as collection MUST be kept at ROOM TEMP prior to collection.</p> <p>DO NOT PLACE</p> <ul style="list-style-type: none"> • on window sill • in direct sunlight • near a radiator • on floor if you have under floor heating. <p>Samples which are to be stored overnight place in fridge at approx. 4°C.</p>

Eastern Pathology Alliance		Title: Sorting and Storage Poster for QEK GP's	Page 1 of 3
Dept/Site : General		Doc Ref: EBN-SRP-036	Author: S. Kerry,
Revision: 1	Issued: 19/05/2021	Authorised by: S.Kerry	Review interval: 2 years

 <p>Microbiology</p>		<p>Urine samples for Culture and Sensitivity.</p> <p>Faecal Samples for Culture and Sensitivity.</p> <p>All swabs.</p> <p>Skin/Hair/Nails for mycology.</p> <p>Sputum samples for Culture & Sensitivity (MC&S)</p> <p>Blood Samples for Serology</p>	<p>All Microbiology samples should be stored in fridge at 4°C. If this is not convenient during the day before collection samples can be kept at room temp using criteria as above.</p> <p>Overnight, samples should be placed in fridge at approx. 4°C.</p>
 <p>Cytology and Histopathology</p>	 <p>Plus</p> <p>Histology Samples in Formalin and Non Gynae Samples</p>	<p>LBC Cervical and Non Gynae Samples</p> <p>E.G. Urines, Sputa, Fluids, FNA samples</p> <p>Histology samples in Formalin</p> <p>For consumables phone 01603 286957</p>	<p>LBC and Histology samples in formalin samples must at all times be left at room temp but again taking into consideration criteria above.</p> <p>All Non-Gynae samples which are to be stored overnight place in fridge at approx. 4°C.</p>
<p>Addenbrookes?</p>	<p>Histology Samples in Formalin and Non Gynae Samples</p> <p>E.G. Urines, Sputa, Fluids, FNA samples</p> <p>Processing and reporting at QEH</p>	<p>Samples in formalin must not be placed in fridge.</p> <p>Non-Gynae samples must be placed in fridge if being stored overnight.</p>	

Eastern Pathology Alliance		Title: Sorting and Storage Poster for QEK GP's	Page 2 of 3
Dept/Site : General		Doc Ref: EBN-SRP-036	Author: S. Kerry,
Revision: 1	Issued: 19/05/2021	Authorised by: S.Kerry	Review interval: 2 years

For further advice please call 01603 286929

Eastern Pathology Alliance		Title: Sorting and Storage Poster for QEK GP's	Page 3 of 3
Dept/Site : General		Doc Ref: EBN-SRP-036	Author: S. Kerry,
Revision: 1	Issued: 19/05/2021	Authorised by: S.Kerry	Review interval: 2 years